

LIST PRICING &  
PRODUCT SPECIFICATIONS

Effective January 2024



WOLF HOME PRODUCTS®

BATH

**WOLF VANITY TOPS**

From durable and beautiful Quartz, Natural Granite and Solid Surface to value-priced Cultured Marble, the Wolf Vanity Top program offers incredible flexibility and value to your customers.

At Wolf Home Products, we stand behind every product we sell. And you can count on Wolf to provide you with everything you need to be successful — before, during and after the sale.

## QUARTZ VANITY TOPS

Quartz is in demand because it offers the ideal combination of classic beauty and practicality. Resistant to stains and moisture, surprisingly affordable, extremely durable and easy to maintain, Quartz is created by mixing ground natural quartz with polymer resins for a finish that looks just like natural stone.

- Undermount rectangle or oval bowl installed
- Variety of bowl sizes and colors available
- Five decorative profile options – Eased edge is standard
- Pre-drilled faucet holes with multiple configurations
- 2cm (3/4") thickness standard with a 3cm (1 1/4") thickness option
- Quick Ship and Special Order tops available
- Decorative curves and bump-outs available



## NATURAL GRANITE VANITY TOPS

The hardest of all natural stone materials, Natural Granite fits any decor from classic to contemporary and resists stains, scratches and heat. Every piece is an original, since the color and crystalline structure of granite vary depending on the amount and mix of natural elements it contains.

\*Sealing Natural Granite within 30 days of install and every year after is highly recommended.

- Undermount rectangle or oval bowl installed
- Variety of bowl sizes and colors available
- Pre-drilled faucet holes with multiple configurations
- Five decorative profile options - Eased edge is standard
- Decorative curves and bump-outs available
- 2cm (3/4") thickness standard with a 3cm (1 1/4") thickness option
- Quick Ship and Special Order tops available



## ENGINEERED STONE VANITY TOPS

Consider the advantages of Engineered Stone. Formulated from reclaimed natural marble, this exceptional material is "engineered" to be more resilient than cultured marble but with the traditional look and feel of natural stone — all at a fraction of the cost. Engineered Stone is durable, easy to care for, and resists heat, scratches and stains.

- Undermount rectangle or oval bowl installed
- Variety of bowl sizes and colors available
- Pre-drilled faucet holes with multiple configurations
- Five decorative profile options
- 5/8" thickness
- Decorative curves and bump-outs available



## SOLID SURFACE VANITY TOPS

Solid Surface vanity tops are contemporary, long-lasting and easy to maintain. The non-porous surface is moisture, bacteria and stain resistant and provides a seamless look, no matter how large the space. Integral sinks can be joined to the counter, eliminating seams where moisture or mold could hide.

- Integral and undermount, rectangle or oval bowls available
- Wide variety of colors available
- Pre-drilled faucet holes with multiple configurations
- 1" deck thickness, 1/2" backsplash thickness
- Special Order only
- Decorative curves and bump-outs available



## SPECIAL ORDER CULTURED MARBLE VANITY TOPS

Special order Cultured Marble tops combine smooth, seamless lines with first-quality construction. Available in a wide array of colors and finishes, these tops are customizable to fit any space and achieve the custom look you want.

- Integral and undermount, rectangle or oval bowls available
- All-in-one design for easy cleaning
- Wear resistant topcoat provides durability and long lasting beauty
- Custom sizes and configurations
- Pre-drilled faucet holes with multiple configurations
- ADA compliant tops available
- 3/4" thickness
- Special Order only



## QUICK SHIP CULTURED MARBLE VANITY TOPS

Quick Ship Cultured Marble is attractive and cost-effective, making it a great choice for budget-conscious homeowners. This remarkable surface material is produced from limestone granules — the same mineral that forms natural marble.

Choose from three popular neutral colors to immediately enhance any traditional or modern bath decor.

- Integral recess oval or flush rectangle bowls available
- All-in-one design for easy cleaning
- Wear-resistant topcoat provides durability and lasting beauty
- Pre-drilled faucet holes
- 3/4" thickness
- Faucet drilling: 1 5/8" diameter; drain neck length approximately 1 1/2"
- Available in Quick Ship sizes only



UNDERMOUNT BOWLS - IN STOCK FINISH AND STYLE CODE

<b>QUARTZ</b>	Ocean Grey	Q-1002
	Carrara Verda	Q-3009
	Stormy Grey	Q-3011
<b>NATURAL GRANITE</b>	Meteorite	903
	Tiger Skin	904
	Wheat	902

INTEGRAL BOWLS - IN STOCK FINISH AND STYLE CODE


<b>QUICK SHIP CULTURED MARBLE</b>	Cloud White	101
	Cotton White	100
	Linen	102

**NOTE:** When using a custom size Flush Rectangular bowl refer to the Wave bowl.

**Quartz** Undermount Large Oval or Rectangle



**Natural Granite** Undermount Large Oval or Rectangle



**Quick Ship Cultured Marble** Integral Recessed Oval / Flush Rectangle



	QUARTZ			NATURAL GRANITE			CULTURED MARBLE		
	Ocean Grey	Carrara Verda	Stormy Grey	Meteorite Tiger Skin White Wheat	Wheat	Meteorite Tiger Skin White Wheat	Cloud White Cotton White Linen	Cloud White Cotton White	
<b>Bowl Type</b>	Undermount			Undermount			Integral		
<b>Bowl Shape</b>	Oval or Rectangle			Oval		Rectangle	Recessed Oval	Flush Rectangle	
<b>Bowl Color</b>	White			White	Biscuit	White	NA	NA	
<b>Drilling</b>	8" ST			4" CC or 8" ST		8" ST	4" CC	4" CC	8" ST
<b>Top Size (Length/Depth), Bowl Description and List Price</b>									
1917 Center Bowl							125		
2519 Center Bowl							155		
3119 Center Bowl							187		
3719 Center Bowl							209		
2522 Center Bowl	721	765	863	410	410	410	188	188	
3122 Center Bowl	820	886	994	429	429	429	199	199	199
3722 Center Bowl	907	994	1115	474	474	474	239	239	239
4322 Center Bowl							279	279	279
4922 Center Bowl	1093	1203	1367	638	638	638	331	331	331
6122 Center Bowl	1269	1411	1628	773	773	773	447	447	447
6122 DB30 (LR15)	1609	1751	1968	1043	1043	1043	472	472	472
6122 DB36 (LR12)	1609	1751	1968	1043	1043	1043	472	472	472
7322 DB42 (LR15)							619	619	619
7322 DB48 (LR12) Cotton White Only							619	619	619
19" Endsplash							36	36	36
22" Endsplash	87	105	133	48	48	48	36	36	36

Large orders of in stock items may require longer lead time depending on quantity.

**QUICK SHIP CULTURED MARBLE - STOCK BOWL AND TOP SPECIFICATIONS**

RECESSED OVAL - RCO	Inside Bowl Size			Recess Size		RECTANGLE	L	W	D	L	W
	L	W	D	L	W						
Recessed Oval 22" Top	16 <sup>3</sup> / <sub>4</sub> "	11 <sup>3</sup> / <sub>4</sub> "	5 <sup>1</sup> / <sub>2</sub> "	18"	22 <sup>1</sup> / <sub>2</sub> "	Rectangle 22" Top	18 <sup>3</sup> / <sub>8</sub> "	13"	5 <sup>1</sup> / <sub>2</sub> "	NA	NA
Recessed Oval 19" Top	16 <sup>5</sup> / <sub>8</sub> "	11 <sup>1</sup> / <sub>2</sub> "	5"	16 <sup>1</sup> / <sub>4</sub> "	21 <sup>1</sup> / <sub>2</sub> "	Rectangle 19" Top	Not Available				
Recessed Oval 17" Top	15 <sup>11</sup> / <sub>16</sub> "	10 <sup>1</sup> / <sub>4</sub> "	5"	17"	14 <sup>7</sup> / <sub>8</sub> "	Rectangle 17" Top	Not Available				

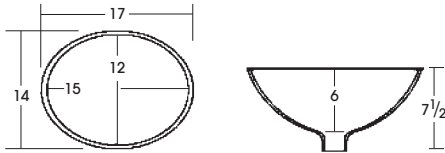
**IN STOCK:** Cultured marble backsplash and end splash height is approximately 4".

**Important Notice:** Quick Ship Cultured Marble is NOT manufactured with the same material as our standard Cultured Marble program. Therefore, we do not recommend mixing products between these programs when using tops in the same room.

# BOWL OPTIONS – UNDERMOUNT AND INTEGRAL

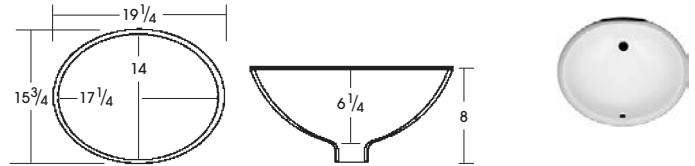
UNDERMOUNT BOWLS – QUARTZ • NATURAL GRANITE • SOLID SURFACE • CULTURED MARBLE

## SMALL OVAL UNDERMOUNT CHINA BOWL



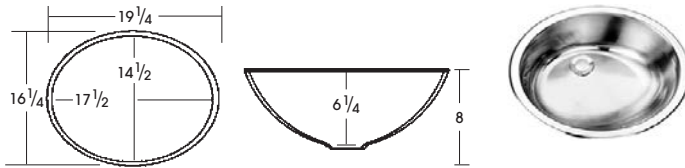
- Minimum top depth: 19 1/4"
- White, Biscuit or Black

## LARGE OVAL UNDERMOUNT CHINA BOWL



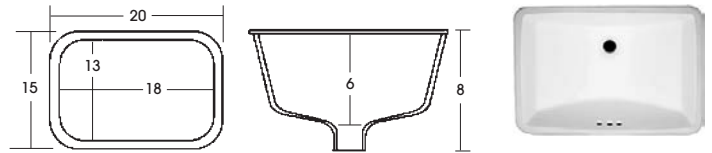
- Minimum top depth: 22 1/4"
- White, Biscuit or Black

## LARGE OVAL UNDERMOUNT STAINLESS STEEL BOWL



- Minimum top depth: 22 1/4"
- Stainless Steel thickness: 18 gauge

## RECTANGLE UNDERMOUNT CHINA BOWL



- Minimum top depth: 22 1/4"
- White or Biscuit

### BOWLS SOLD SEPARATELY LIST PRICES (WITHOUT TOP)

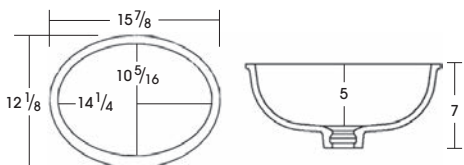
Description	White	Biscuit	Black	Stainless Steel
Oval Undermount Bowl - Small	91	91	91	NA
Oval Undermount Bowl - Large	91	91	91	218
Rectangle Undermount	159	159	NA	NA

### NOTE:

All Undermount bowls have an overflow

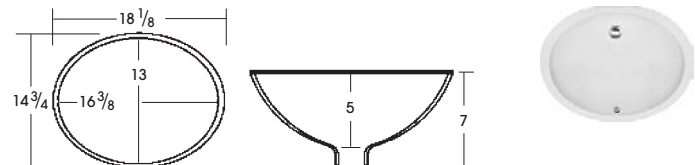
## INTEGRAL BOWLS – SOLID SURFACE

### SMALL OVAL INTEGRAL SOLID SURFACE BOWL



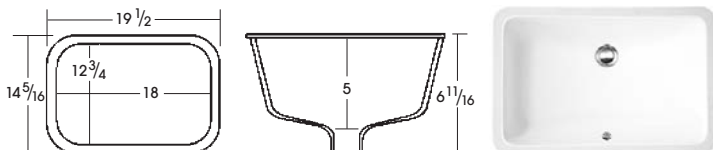
- Minimum top depth: 19 1/4"
- White or Biscuit

### LARGE OVAL INTEGRAL SOLID SURFACE BOWL



- Minimum top depth: 22 1/4"
- White or Biscuit

### RECTANGLE INTEGRAL SOLID SURFACE BOWL



- Minimum top depth: 22 1/4"
- White or Biscuit

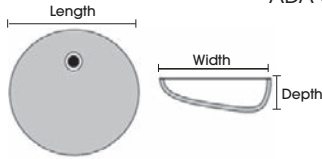
### NOTE:

All Integral bowls have an overflow

# BOWL OPTIONS – INTEGRAL

## INTEGRAL BOWLS – CULTURED MARBLE

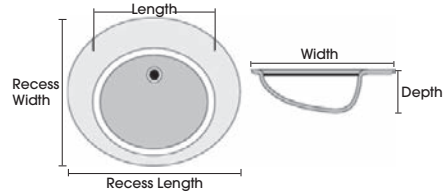
STANDARD – O			
Top Depth	Bowl Size		
	Length	Width	Depth
22"	17"	13 <sup>5</sup> / <sub>8</sub> "	5 <sup>1</sup> / <sub>2</sub> "
19"	15 <sup>1</sup> / <sub>4</sub> "	11 <sup>3</sup> / <sub>4</sub> "	5 <sup>5</sup> / <sub>8</sub> "
17"	15 <sup>5</sup> / <sub>16</sub> "	10 <sup>9</sup> / <sub>16</sub> "	6"



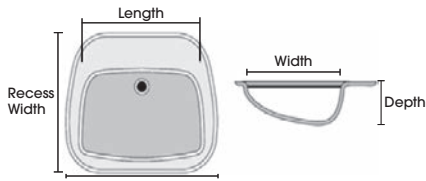
ADA option available  
Refer to Note 1

22" Standard Oval bowl available ADA compliant  
When ordering, add "-ADA" to end of item code

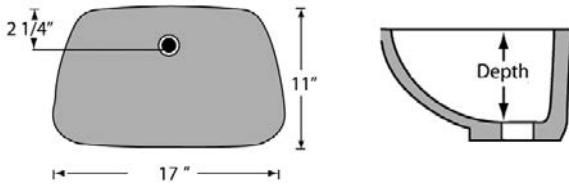
RECESSED OVAL – RCO					
Top Depth	Bowl Size			Recess Size	
	Length	Width	Depth	Length	Width
22"	17 <sup>3</sup> / <sub>8</sub> "	12 <sup>1</sup> / <sub>8</sub> "	6"	23"	18 <sup>1</sup> / <sub>4</sub> "
19"	15 <sup>5</sup> / <sub>8</sub> "	10 <sup>5</sup> / <sub>16</sub> "	6"	21 <sup>1</sup> / <sub>4</sub> "	16 <sup>5</sup> / <sub>8</sub> "



RECESSED SQUARE – RCR					
Top Depth	Bowl Size			Recess Size	
	Length	Width	Depth	Length	Width
22"	17 <sup>3</sup> / <sub>4</sub> "	11 <sup>1</sup> / <sub>2</sub> "	7 <sup>1</sup> / <sub>8</sub> "	22 <sup>1</sup> / <sub>2</sub> "	18 <sup>1</sup> / <sub>4</sub> "
19"	16"	10 <sup>1</sup> / <sub>4</sub> "	7"	19 <sup>1</sup> / <sub>2</sub> "	16"



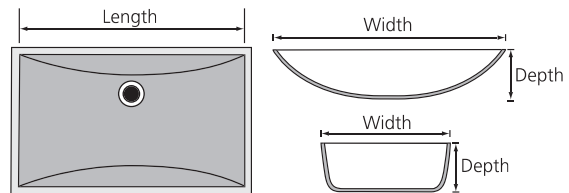
FLUSH RECTANGLE – FR			
Top Depth	Bowl Size		
	Length	Width	Depth
22"	17"	11"	6 <sup>1</sup> / <sub>2</sub> "
19"	17"	11"	6 <sup>1</sup> / <sub>2</sub> "



ADA option available  
Refer to Note 1

22" Rectangle bowl available ADA compliant  
When ordering, add "-ADA" to end of item code

WAVE BOWL – W			
Top Depth	Bowl Size		
	Length	Width	Depth
22"	20 <sup>1</sup> / <sub>4</sub> "	12"	6"
19"	17 <sup>1</sup> / <sub>4</sub> "	10"	5 <sup>1</sup> / <sub>4</sub> "

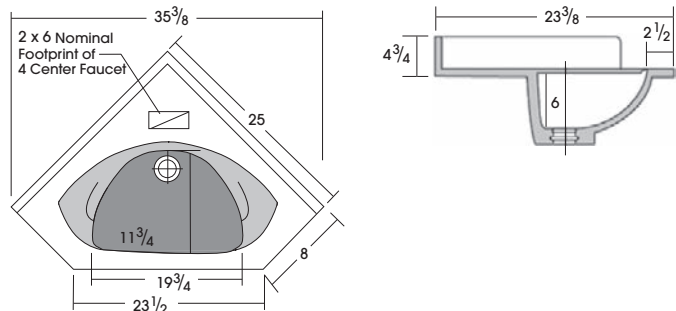


Refer to Note 1

### NOTES:

1. Flush Rectangle, Wave and ADA Bowls are available as custom tops only
2. To enhance measurement accuracy, tops should have one or no finished ends
3. Integral Cultured Marble bowls have an overflow

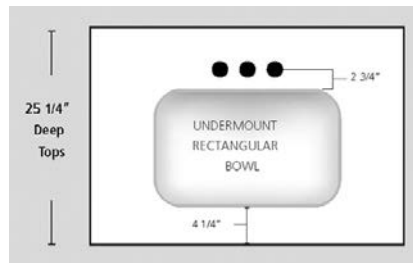
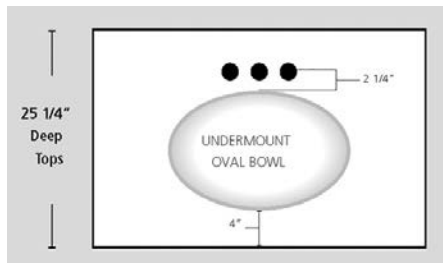
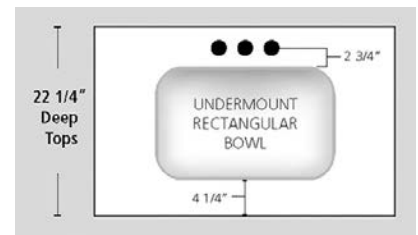
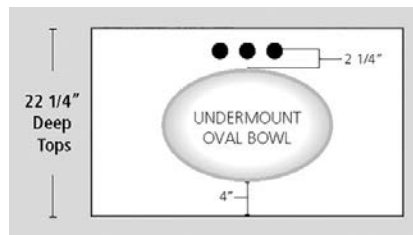
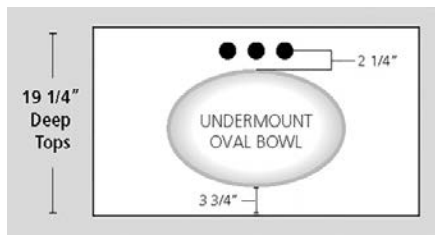
## 25" CORNER TOP



Corner tops are also available in spray granite and onyx.  
25" Corner tops can not be made with an overflow.

# TOP OPTIONS – STANDARD • CUSTOM • QUOTE

## STANDARD DEPTHS AND DRILLING LOCATIONS



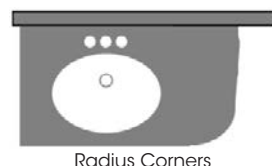
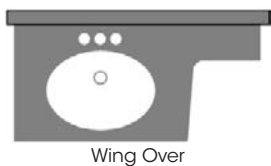
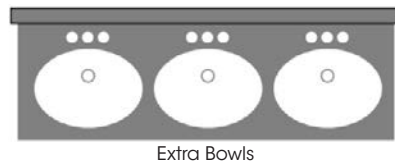
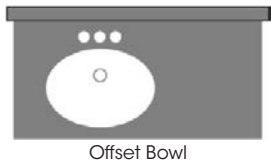
### BOWL CUT-OUT MEASUREMENTS

Undermount Bowl	Width	Depth
Small Oval	14 1/4"	10 7/8"
Large Oval	16"	13"
Rectangle	17 3/4"	11 7/8"

#### NOTE:

All faucet holes are 1 3/8" diameter

## CUSTOM TOPS



## AVAILABLE BY QUOTE

- Wing over and cut backs
- Clipped corner, radius corner and full radius
- Special shape and angle cuts
- Bump-out (variable depths)
- Non-standard depths
- Custom Cutout (template required)



### AVAILABLE FINISH AND STYLE CODE

Carrara Verda	Q-3009	Iceberg	Q-3010	Porcelain White	Q-3007	Vista White	Q-3015
Copper Sand	Q-3013	Ocean Grey	Q-1002	Stormy Grey	Q-3011	Wave	Q-3014
Grey Pearl	Q-3006	Polar White	Q-3001	Terra Grey	Q-3012	White Pearl	Q-3003

### STANDARD QUARTZ SIZES

- 19 1/4" deep tops include small oval bowl (white or biscuit); rectangle bowl not available
- 22 1/4" deep tops include large oval bowl (white, biscuit or black) or rectangle (white or biscuit)
- To order 22 1/4" top with small bowl, see custom section
- 3/4" deck surface standard; 1 1/4" thickness available as custom
- Faucet drilling: Single 1 3/8" diameter, 4" center or 8" center (8" contoured available on oval bowl only)
- Eased edge profile – front, left and right sides
- Matching 4" loose backsplash
- Tops over 61" must ship with bowls installed for stability

Group	1	2	3	4
	Iceberg Ocean Grey Polar White Porcelain White	Carrara Verda Terra Grey Vista White	Grey Pearl Stormy Grey Wave	Copper Sand White Pearl
Length x Depth				
25" x 19 1/4"	721	765	863	994
31" x 19 1/4"	820	886	994	1149
37" x 19 1/4"	907	994	1115	1302
49" x 19 1/4"	1093	1203	1367	1609
25" x 22 1/4"	721	765	863	994
31" x 22 1/4"	820	886	994	1149
37" x 22 1/4"	907	994	1115	1302
43" x 22 1/4"	994	1104	1246	1454
49" x 22 1/4"	1093	1203	1367	1609
61" x 22 1/4" **	1269	1411	1628	1924
61" x 22 1/4" DB30 (LR15)	1609	1751	1968	2263
61" x 22 1/4" DB36 (LR12)	1609	1751	1968	2263
73" x 22 1/4" DB36 (LR18)	1794	1968	2220	2569
73" x 22 1/4" DB42 (LR15)	1794	1968	2220	2569
<b>END SPLASH – 19 1/4" and 22 1/4"</b>				
Universal End Splash	87	105	133	153

### CUSTOM QUARTZ SIZES

- Available in 19 1/4" and 22 1/4" depths
- Oval (white, biscuit, black or stainless steel) and Rectangle (white and biscuit) bowls available
- Matching 4" loose backsplash
- Flat decks and blanks available
- Custom fabricated sink cutouts with bowl placement
- Decorative curves, radius and bump-outs require a quote
- Tops over 61" must ship with bowls installed for stability
- Backsplash will be 2cm (3/4") thick with 3cm (1 1/4") option

#### 3cm (1 1/4") THICKNESS OPTION

Add 30% to total list

#### CUSTOM – Depth up to (25 1/4")

Add 20% to total list

#### STANDARD CUTOUTS AND UNDERMOUNT BOWLS INSTALLED

Oval bowl (white/biscuit)	340	Rectangle bowl (white/biscuit)	416
Oval bowl (black)	340	Oval bowl (stainless steel)	497

#### STANDARD END – PRICE PER END OR BACK EDGE

Cut Edge (unfinished ends)	NO CHARGE	Standard Eased Edge (polished end)	88
		58" long or less	57
Standard Eased Edge (polished long back edge)		Greater than 58" (lineal inch)	0.99

#### PROFILE OPTIONS – NON STANDARD

Finished End (19 1/4", 22 1/4")	109	Profiled rectangle cutout	535
Profiled oval cutout	491	Profiled front edge (lineal inch)	4.39

Group	1	2	3	4
	Iceberg Ocean Grey Polar White Porcelain White	Carrara Verda Terra Grey Vista White	Grey Pearl Stormy Grey Wave	Copper Sand White Pearl
Length x Depth				
Length up to 25"	383	448	525	655
Length up to 31"	482	547	655	810
Length up to 37"	569	655	778	963
Length up to 43"	655	765	907	1115
Length up to 49"	754	863	1027	1269
Length up to 55"	842	973	1160	1433
Length up to 61"	929	1070	1291	1586
Length up to 67"	1017	1179	1411	1738
Length up to 73"	1115	1291	1543	1892
Length up to 79"	1203	1388	1661	2044
Length up to 85"	1291	1498	1794	2210
Length over 85"	Quote Only			
<b>CUSTOM – 4" SPLASH MATERIAL</b>				
Lineal Inch	4.12	5.15	5.15	6.18
<b>SPLASH MATERIAL – CUSTOM END OPTION – EASED EDGE</b>				
4" High or Less	16.48	16.48	16.48	16.48
Greater than 4" to 12"	61	61	61	61
High				
Greater than 12" High	88	88	88	88
<b>CUSTOM – FLATWORK</b>				
Square Inch	1.11	1.26	1.46	1.65





### AVAILABLE FINISH AND STYLE CODE

Absolute Black	952	Luna Bai	9602	Rio Roca	9603	Ubatuba	953
Burlywood	901	Marron Desert	9601	Sandstorm	9605	Venice Gold	9604
Elysian	9403	Meteorite	903	Tiger Skin White	904	Wheat	902

### STANDARD NATURAL GRANITE SIZES

- 19 1/4" deep tops include small oval bowl (white or biscuit); rectangle bowl not available
- 22 1/4" deep tops include large oval bowl (white, biscuit or black) or rectangle (white or biscuit)
- To order 22 1/4" top with small bowl, see custom section
- 3/4" thick pre-sealed deck surface standard; 1 1/4" thickness available as custom
- Faucet drilling: Single 1 3/8" diameter, 4" center or 8" center (8" contoured available on oval bowl only)
- Eased edge profile – front, left and right sides
- Matching 4" loose backsplash
- Tops over 61" must ship with bowls installed for stability

Group	1	2	3
Length x Depth	Burlywood Meteorite Tiger Skin White Wheat	Elysian Rio Roca Ubatuba	Absolute Black Luna Bai Marron Desert Sandstorm Venice Gold
25" x 19 1/4"	387	577	613
31" x 19 1/4"	410	650	700
37" x 19 1/4"	452	711	798
49" x 19 1/4"	650	932	1080
25" x 22 1/4"	410	613	663
31" x 22 1/4"	429	687	761
37" x 22 1/4"	474	761	870
43" x 22 1/4"	601	847	969
49" x 22 1/4"	638	921	1066
61" x 22 1/4" **	773	1102	1299
61" x 22 1/4" DB30 (LR15)	1043	1435	1607
61" x 22 1/4" DB36 (LR12)	1043	1435	1607
73" x 22 1/4" DB36 (LR18)	1374	1913	2170
73" x 22 1/4" DB42 (LR15)	1374	1913	2170
<b>END SPLASH – 19 1/4" and 22 1/4"</b>			
Universal End Splash	48	74	85

See page 5 for undermount bowl dimensions

### CUSTOM NATURAL GRANITE SIZES

- Available in 19 1/4" and 22 1/4" depths
- Maximum depth for Burlywood is 22 1/4"
- Oval (white, biscuit, black or stainless steel) and Rectangle (white and biscuit) bowls available
- Matching 4" loose backsplash
- Flat decks and blanks available
- Custom fabricated sink cutouts with bowl placement
- Decorative curves, radius and bump-outs require a quote
- Tops over 61" must ship with bowls installed for stability
- Backsplash will be 2cm (3/4") thick with 3cm (1 1/4") option

#### 3cm (1 1/4") THICKNESS OPTION

Add 30% to total list

#### CUSTOM – Depth up to (25 1/4")

Add 20% to total list

#### STANDARD CUTOUTS AND UNDERMOUNT BOWLS INSTALLED

Oval bowl (white/biscuit)	351	Rectangle bowl (white/biscuit)	429
Oval bowl (black)	351	Oval bowl (stainless steel)	514

#### STANDARD END – PRICE PER END OR BACK EDGE

Cut Edge (unfinished ends)	NO CHARGE	Standard Eased Edge (polished end)	98
Standard Eased Edge (polished long back edge)		50" long or less	55
		Greater than 50" (lineal inch)	1.10

#### PROFILE OPTIONS – NON STANDARD

Finished End (19 1/4", 22 1/4")	113	Profiled rectangle cutout	554
Profiled oval cutout	509	Profiled front edge (lineal inch)	4.53

Group	1	2	3
Length x Depth	Burlywood Meteorite Tiger Skin White Wheat	Elysian Rio Roca Ubatuba	Absolute Black Luna Bai Marron Desert Sandstorm Venice Gold
Length up to 25"	354	516	663
Length up to 31"	442	638	822
Length up to 37"	528	761	980
Length up to 43"	613	884	1139
Length up to 49"	700	1006	1299
Length up to 55"	785	1128	1448
Length up to 61"	870	1250	1607
Length up to 67"	956	1374	1765
Length up to 73"	1043	1497	1925
Length up to 79"	1128	1619	2085
Length up to 85"	1213	1741	2245
Length over 85"	Quote Only		
<b>4" SPLASH MATERIAL</b>			
Lineal Inch	5	8	9
<b>SPLASH MATERIAL – CUSTOM END OPTION – EASED EDGE</b>			
4" High or Less	18	18	18
Greater than 4" to 12" High	67	67	67
Greater than 12" High	98	98	98
<b>CUSTOM – FLATWORK</b>			
Square Inch	1.22	1.85	2.15



## AVAILABLE FINISH AND STYLE CODE

Blanco Silk	E1001	Narock	E1005	Villafranca	E1003
Canyon Mist	E1002	Silver Lining	E1006		

## STANDARD ENGINEERED STONE SIZES

- 19 1/4" deep tops include small oval bowl (white or biscuit); rectangle bowl not available
- 22 1/4" deep tops include large oval bowl (white, biscuit or black) or rectangle (white or biscuit)
- To order 22 1/4" top with small bowl, see custom section
- 5/8" deck surface thickness
- Faucet drilling: Single 1 3/8" diameter, 4" center or 8" center (8" contoured available on oval bowl only)
- Eased edge profile – front, left and right sides
- Matching 4" loose backsplash
- Tops over 61" must ship with bowls installed for stability

Length x Depth	Blanco Silk Canyon Mist Narock Silver Lining Villafranca
25" x 19 1/4"	399
31" x 19 1/4"	451
37" x 19 1/4"	505
49" x 19 1/4"	611
25" x 22 1/4"	399
31" x 22 1/4"	451
37" x 22 1/4"	505
43" x 22 1/4"	557
49" x 22 1/4"	611
61" x 22 1/4" **	708
61" x 22 1/4" DB30 (LR15)	973
61" x 22 1/4" DB36 (LR12)	973
73" x 22 1/4" DB36 (LR18)	1239
73" x 22 1/4" DB42 (LR15)	1239
<b>END SPLASH – 19 1/4" and 22 1/4"</b>	
Universal End Splash	44

See page 5 for undermount bowl dimensions

## CUSTOM ENGINEERED STONE SIZES

- Available in 19 1/4" and 22 1/4" depths
- Oval (white, biscuit, black or stainless steel) and Rectangle (white and biscuit) bowls available
- Matching 4" loose backsplash
- Flat decks and blanks available
- Custom fabricated sink cutouts with bowl placement
- Decorative curves, radius and bump-outs require a quote
- Tops over 61" must ship with bowls installed for stability
- 5/8" deck surface thickness
- Backsplash will be 5/8" thick

Length x Depth	Blanco Silk Canyon Mist Narock Silver Lining Villafranca
Length up to 25"	293
Length up to 31"	354
Length up to 37"	424
Length up to 43"	495
Length up to 49"	567
Length up to 55"	628
Length up to 61"	699
Length up to 67"	769
Length up to 73"	840
Length up to 79"	902
Length up to 85"	973
Length over 85"	Quote Only
<b>CUSTOM – 4" SPLASH MATERIAL</b>	
Lineal Inch	4.12
<b>SPLASH MATERIAL – CUSTOM END OPTION – EASED EDGE</b>	
4" High or Less	13.39
Greater than 4" to 12" High	50
Greater than 12" High	74
<b>CUSTOM – FLATWORK</b>	
Square Inch	.90

## STANDARD CUTOUTS AND UNDERMOUNT BOWLS INSTALLED


Oval bowl (white/biscuit)	274	Rectangle bowl (white/biscuit)	336
Oval bowl (black)	274	Oval bowl (stainless steel)	403

## STANDARD END – PRICE PER END OR BACK EDGE

Cut Edge (unfinished ends)	NO CHARGE	Standard Eased Edge (polished end)	71
		70" long or less	59
		Greater than 70" (lineal inch)	.85

## PROFILE OPTIONS – NON STANDARD

Finished End (19 1/4", 22 1/4")	89	Profiled rectangle cutout	434
Profiled oval cutout	399	Profiled front edge (lineal inch)	3.54



### AVAILABLE FINISH AND STYLE CODE

Alaskan Stone	SS4312	Avalanche	SS7502	Coastline	SS4310	Nuvola	SS6760
Aurora Bianco	SS0606	Bright White	SS1001	Geyser	SS0014	Oslo White	SS0012
Aurora Grey	SS0608	Carrara	SS6780	Mist	SS8512	Oxbow	SS8510

### STANDARD SOLID SURFACE SIZES

- 19 1/4" deep tops include small oval bowl (white or biscuit); rectangle bowl not available
- 22 1/4" deep tops include large oval china bowl (white, biscuit or black) or rectangle (white or biscuit)
- To order 22 1/4" top with small bowl, see custom section
- Top with bowl: 1" thick deck surface with 1/2" thick splash
- Top without bowl: 1/2" thick deck surface with 1/2" thick splash
- Standard finish: Satin; Gloss finish requires a quote
- Faucet drilling: Single 1 3/8" diameter, 4" center or 8" center (8" contoured available on oval bowl only)
- Eased edge profile
- Matching 4" loose backsplash
- Backsplash and endsplash are 1/2" thick
- Tops over 61" must ship with bowls installed for stability

Group	1	2	3	4
Length x Depth	Bright White	Alaskan Stone Mist Oxbow	Avalanche Aurora Bianco Aurora Grey Coastline Geysler Oslo White	Carrara Nuvola
25" x 19 1/4"	404	545	733	1018
31" x 19 1/4"	480	643	860	1211
37" x 19 1/4"	556	752	986	1404
49" x 19 1/4"	697	970	1237	1791
25" x 22 1/4"	404	545	733	1018
31" x 22 1/4"	480	643	860	1211
37" x 22 1/4"	556	752	986	1404
43" x 22 1/4"	632	861	1111	1597
49" x 22 1/4" 697	697	970	1237	1791
61" x 22 1/4" **	850	1188	1501	2176
61" x 22 1/4" DB30 (LR15)	937	1275	1610	2286
61" x 22 1/4" DB36 (LR12)	937	1275	1610	2286
73" x 22 1/4" DB36 (LR18)	1090	1482	1861	2657
73" x 22 1/4" DB42 (LR15)	1090	1482	1861	2657
<b>END SPLASH – 19 1/4" and 22 1/4"</b>				
Universal End Splash	43	76	88	88

### CUSTOM SOLID SURFACE SIZES

- Available in 19 1/4" and 22 1/4" depths
- Oval (white, biscuit, black or stainless steel) and Rectangle (white and biscuit) bowls available (Stainless steel requires a quoted price)
- Matching 4" loose backsplash
- Flat decks and blanks available
- Custom fabricated sink cutouts with bowl placement
- Decorative curves, radius and bump-outs require a quote
- Tops over 61" must ship with bowls installed for stability
- Standard finish: Satin; Gloss finish requires a quote

CUT-OUT AND UNDERMOUNT CHINA BOWL INSTALLED		
Oval bowl (white/biscuit)		88
Oval bowl (black)		88
Rectangle bowl (white/biscuit)		109
STANDARD END – BACK EDGE		
Standard Eased Edge (polished long back edge)	20" long or less	88
	Greater than 20" (lineal inch)	4.38

### CUSTOM – Special Depth up to (25 1/4")

Add 20% to total list

Group	1	2	3	4
Length x Depth	Bright White	Alaskan Stone Mist Oxbow	Avalanche Aurora Bianco Aurora Grey Coastline Geysler Oslo White	Carrara Nuvola
Length up to 25"	316	457	526	800
Length up to 31"	392	556	653	993
Length up to 37"	469	665	779	1186
Length up to 43"	545	774	904	1379
Length up to 49"	611	883	1030	1573
Length up to 55"	687	992	1167	1765
Length up to 61"	763	1101	1294	1959
Length up to 67"	839	1199	1419	2152
Length up to 73"	916	1308	1546	2330
Length up to 79"	992	1417	1671	2524
Length up to 85"	1068	1525	1797	2717
Length up to 91"	1134	1635	1923	2910
Length up to 97"	1210	1744	2049	3103
Length up to 103"	1286	1853	2174	3296
Length up to 109"	1363	1951	2301	3489
Length up to 115"	1439	2060	2427	3682
Length up to 121"	1515	2169	2552	3875
Length up to 127"	1591	2278	2678	4055
Length up to 133"	1656	2387	2805	4248
Length up to 139"	1733	2496	2929	4440
Length up to 144"	1798	2583	3033	4606
<b>4" SPLASH MATERIAL</b>				
Lineal Inch	2.16	4.64	5.15	5.46
<b>EASED EDGE – STANDARD END OPTION</b>				
Cost	22	43	49	55
<b>CUSTOM – FLATWORK</b>				
Square Inch	.57	1.04	1.15	1.37

# SOLID SURFACE – INTEGRAL SOLID SURFACE BOWL SPECIAL ORDER

## AVAILABLE FINISH AND STYLE CODE

Alaskan Stone	SS4312	Avalanche	SS7502	Coastline	SS4310	Nuvola	SS6760
Aurora Bianco	SS0606	Bright White	SS1001	Geyser	SS0014	Oslo White	SS0012
Aurora Grey	SS0608	Carrara	SS6780	Mist	SS8512	Oxbow	SS8510

## STANDARD SOLID SURFACE SIZES

- 19 1/4" deep tops include small oval bowl (white or biscuit); rectangle bowl not available
- 22 1/4" deep tops include large oval bowl (white or biscuit) standard
- **Rectangle bowl (white or biscuit) available with an upcharge**
- To order 22 1/4" top with small bowl, see custom section
- 1" thick edge deck surface with 1/2" thick splash
- Faucet drilling: Single 1 3/8" diameter, 4" center or 8" center
- 8" contoured available on oval bowl only
- Eased edge profile
- Matching 4" loose backsplash
- Tops over 61" must ship with bowls installed for stability

### RECTANGLE BOWL – 22 1/4" DEEP TOP

UPCHARGE	58
----------	----

Group	1	2	3	4
Length x Depth	Bright White	Alaskan Stone Mist Oxbow	Avalanche Aurora Bianco Aurora Grey Coastline Geysler Oslo White	Carrara Nuvola
25" x 19 1/4"	806	949	1115	1400
31" x 19 1/4"	883	1046	1241	1592
37" x 19 1/4"	959	1156	1367	1785
49" x 19 1/4"	1101	1373	1618	2172
25" x 22 1/4"	806	949	1115	1400
31" x 22 1/4"	883	1046	1241	1592
37" x 22 1/4"	959	1156	1367	1785
43" x 22 1/4"	1035	1265	1494	1979
49" x 22 1/4"	1101	1373	1618	2172
61" x 22 1/4" **	1254	1591	1883	2559
61" x 22 1/4" DB30 (LR15)	1744	2082	2373	3049
61" x 22 1/4" DB36 (LR12)	1744	2082	2373	3049
73" x 22 1/4" DB36 (LR18)	1896	2289	2624	3421
73" x 22 1/4" DB42 (LR15)	1896	2289	2624	3421
<b>END SPLASH – 19 1/4" and 22 1/4"</b>				
Universal End Splash	43	76	88	88

## CUSTOM SOLID SURFACE SIZES

- Flat decks and blanks available – require a quote
- Custom fabricated sink cutouts with bowl placement
- Decorative curves, radius and bump-outs require a quote
- Tops over 61" must ship with bowls installed for stability

### INTEGRAL SOLID SURFACE BOWL

Oval bowl (white/biscuit)	490	Rectangle bowl (white/biscuit)	654
---------------------------	-----	--------------------------------	-----

### STANDARD END – BACK EDGE

Standard Eased Edge (polished long back edge)	20" long or less	88
	Greater than 20" (lineal inch)	4.38

### CUSTOM – Special Depth up to (25 1/4")

Add 20% to total list

Group	1	2	3	4
Length x Depth	Bright White	Alaskan Stone Mist Oxbow	Avalanche Aurora Bianco Aurora Grey Coastline Geysler Oslo White	Carrara Nuvola
Length up to 25"	316	457	526	800
Length up to 31"	392	556	653	993
Length up to 37"	469	665	779	1186
Length up to 43"	545	774	904	1379
Length up to 49"	611	883	1030	1573
Length up to 55"	687	992	1167	1765
Length up to 61"	763	1101	1294	1959
Length up to 67"	839	1199	1419	2152
Length up to 73"	916	1308	1546	2330
Length up to 79"	992	1417	1671	2524
Length up to 85"	1068	1525	1797	2717
Length up to 91"	1134	1635	1923	2910
Length up to 97"	1210	1744	2049	3103
Length up to 103"	1286	1853	2174	3296
Length up to 109"	1363	1951	2301	3489
Length up to 115"	1439	2060	2427	3682
Length up to 121"	1515	2169	2552	3875
Length up to 127"	1591	2278	2678	4055
Length up to 133"	1656	2387	2805	4248
Length up to 139"	1733	2496	2929	4440
Length up to 144"	1798	2583	3033	4606
<b>4" SPLASH MATERIAL</b>				
Lineal Inch	2.16	4.64	5.15	5.46
<b>EASED EDGE – STANDARD END OPTION</b>				
Cost	22	43	49	55
<b>CUSTOM – FLATWORK</b>				
Square Inch	.57	1.04	1.15	1.37

MARBLEIZED - FINISHES AND STYLE CODES			
Beige/White	8	Silver/White	4
Charcoal Carrara C109		White Carrara C103	
Concrete N102		White/Bone 18A	
Grey Carrara C104		White/White 3	
Oyster White N101			

FAUX SPRAY GRANITE - FINISHES AND STYLE CODES			
Baja Surf	1X	Kashmire Mist	382
Calacatta Blanco	392	Mocha	316
Calacatta Etna	391	Sand	323
Caledonia Mist	381	Steel Grey	325
Ecrú	332	Tempest	9X
Fashion Grey	331	White Onyx	3X

SOLID - FINISHES AND STYLE CODES	
Biscuit	1B
Solid White	3B

- One centered bowl is included in price
- DBL sizes include two bowls
- Undermount bowls require a custom top
- Tops over 61" must ship with bowls installed for stability
- Faucet drilling: Single 1 1/4" diameter, 4" center or 8" center (8" contoured available on oval bowl only)
- Standard finish: Gloss
- Integral 4" backsplash standard

## STANDARD CULTURED MARBLE SIZES

Length x Depth	MARBLEIZED and SOLID	FAUX SPRAY GRANITE and ONYX	Oval	Recessed Oval
	Integral Bowl Only	Integral Bowl Only		
1917M Micro Center Bowl**	162	244	X	
1917 Mini Center Bowl***	191	287	X	
25" Corner Sink	335	501	See page 6	
2519 Center Bowl	241	360	X	X
3119 Center Bowl	273	409	X	X
3719 Center Bowl	310	466	X	X
4319 Center Bowl	356	535		X
4919 Center Bowl	399	601	X	X
2522 Center Bowl	254	379	X	X
2822 Center Bowl	287	428		X
3122 Center Bowl	287	428	X	X
3422 Center Bowl	323	487		X
3722 Center Bowl	323	487	X	X
4322 Center Bowl	368	552	X	X
4922 Center Bowl	419	630	X	X
6122 Center Bowl	520	782	X	X
<b>END SPLASH - 19" and 22"</b>				
End Splash 19" and 22"	41	60		

### Antimicrobial Protection

Add 15% to total list

- \*\* 1917M Micro - 18 1/2" x 16 1/2" deep; Oval bowl only; 2 1/4" splash  
 \*\*\* 1917 Mini - 19" x 17" deep; Oval bowl only; 2 7/8" splash



## STANDARD CULTURED MARBLE SIZES

Length x Depth	MARBLEIZED and SOLID	FAUX SPRAY GRANITE and ONYX	Oval	Recessed Oval
	Integral Bowl Only	Integral Bowl Only		
4922 DB24 (LR12)	630	943	X	X
6122 Offset 15	541	810	X	X
6122 DB30 (LR15)	729	1095	X	X
6122 DB36 (LR12)	729	1095	X	X
7322 DB36 (LR18)	873	1310	X	X
7322 DB42 (LR15)	873	1310	X	X
7322 DB48 (LR12)	1030	1545	X	X
8522 DB36 (LR24)	1030	1545	X	X
8522 DB42 (LR21)	1030	1545	X	X
8522 DB48 (LR18)	1030	1545	X	X
8522 DB54 (LR15)	1030	1545	X	X
8522 DB60 (LR12)	1030	1545	X	X
<b>END SPLASH - 19" and 22"</b>				
End splash	41	60		

### Antimicrobial Protection

Add 15% to total list

See page 6 for integral bowl dimension

Flush Rectangle, Wave and ADA Bowls available as custom

## CUSTOM CULTURED MARBLE SIZES

- Available in 17", 19" and 22" depths unless denoted
- Available with integral, integral ADA, or undermount bowls
- Integral bowls come with overflow
- **Integral Bowls:** One centered bowl included in price
- **Undermount Bowls:** Bowl is not included in price.
- **Integral Two Tone:** Pair any solid color bowl with any color vanity top.
- Two Tone is available as a custom top with oval, flush rectangle and wave bowl only
- See bowl options for added charge
- Tops over 61" must ship with bowls installed for stability

Length	MARBLEIZED and SOLID	FAUX SPRAY GRANITE and ONYX
Length up to 25"	314	472
Length up to 31"	355	531
Length up to 37"	400	601
Length up to 43"	456	684
Length up to 49"	520	780
Length up to 55"	581	872
Length up to 61"	644	967
Length up to 67"	731	1098
Length up to 73"	820	1227
Length up to 79"	907	1361
Length up to 85"	993	1490
Length up to 91"	1081	1622
Length up to 97"	1168	1753
Length up to 103"	1256	1886
Length up to 109"	1344	2015
Length up to 115"	1431	2148
Length up to 121"	1517	2278
*Length up to 127"	1605	2408
*Length up to 133"	1693	2540
*Length up to 139"	1781	2671
*Length up to 144"	1868	2802

\*Available in 22" depths only

### BOWL OPTIONS

Option	Availability	Marbleized and Solid	Faux Spray Granite and Onyx
Offset Bowl Charge	Integral and Undermount	25	36
Integral Two Tone	Integral only	212	212
Extra bowl	Integral only	300	452
Oval - White or Biscuit (22" and 19")	Undermount only	283	283
Oval - Black (22")	Undermount only	283	283
Rectangle - White or Biscuit (22")	Undermount only	283	283
Oval - Stainless Steel (22")	Undermount only	430	430

### OPTIONS and ADD-ONS

Finished End	Integral and Undermount	58	86
Wing over Cut-Back	Integral and Undermount	119	177
Radius Corner	Integral and Undermount	135	177
Flat Work/Square Inch	Integral and Undermount	.92	1.39

### UPCHARGES

Non standard depths up to 25"	50%	50%
Satin Finish - All Solid/Marbleized, Spray and Onyx Colors	20%	20%
Custom Cutout - Template Cutout or Special Color	Quote Only	

### STANDARD END – BACK EDGE

Standard Eased Edge (polished long back edge)	30" long or less	60	—
	Greater than 30" (lineal inch)	2.01	—
	15" long or less	—	60
	Greater than 15" (lineal inch)	—	4.03

### Antimicrobial Protection

Add 15% to total list



# WOLF VANITY TOPS | 5-YEAR LIMITED WARRANTY

Wolf Vanity Tops have been manufactured under the highest standards of quality and workmanship.

## GENERAL WARRANTY GUIDELINES

Should Wolf Vanity Tops fail within 5 years of date of purchase due to defects in the material or workmanship under normal use, Wolf, in its discretion, will repair or provide the parts necessary to replace the defective products. This warranty is only applicable to products used in residential applications in the United States and is not transferable.

This warranty does not cover products that are misused, abused, mishandled, improperly installed, improperly stored, changed, modified or subject to extreme temperatures or extreme moisture levels, or normal wear and tear. This warranty is not valid for products used for any purpose other than the purpose for which they were originally intended. This warranty does not cover the cost of installation, removal, subsequent damage or transportation of the defective product, regardless of whether the work was performed by a contractor, service company or the consumer.

Variations in color and veining are a natural characteristic of the product. Color changes also may result from exposure to light, heat, smoke, household cleaners, and other elements and environmental conditions that are part of the aging process. These material variations and changes are not covered by this warranty. Wolf reserves the right to substitute discontinued product with the most similar product in styling and color available at the time a claim is submitted.

THIS WARRANTY IS THE EXCLUSIVE WARRANTY OF WOLF AND IS IN LIEU OF AND WOLF DISCLAIMS ALL OTHER WARRANTIES, EXPRESS OR IMPLIED, INCLUDING THE IMPLIED WARRANTIES OF MERCHANTABILITY AND FITNESS FOR A PARTICULAR PURPOSE.

Some states do not allow the exclusion or limitation of incidental or consequential damages, so the above limitations or exclusions may not apply to you. This warranty gives you specific legal rights and you may also have other rights that vary from state to state.

To submit a claim under this warranty, contact your nearest Wolf Vanity Tops dealer or send a letter explaining the defect along with photos and a dated sales receipt as proof of purchase to the address below. To submit a claim under this warranty, contact:

**WOLF Vanity Tops**  
**Attn: Warranty Claims**  
**20 West Market Street**  
**York, PA 17401**  
**800-234-9653**





TRANSFORMING  
HOMES FOR  
**180**  
— YEARS —

Wolf Home Products® is an innovator in the building products industry. Transforming homes for 180 years, Wolf Home Products has been the preferred home building products brand by families across North America who value the importance of their home and time together to build lasting memories in the spaces they enjoy most. With a vast inventory of kitchen and bath, outdoor living and building products, Wolf Home Products delivers orders in a fraction of the time, ensuring unparalleled value when and where customers need it. Wolf stands behind its service, cultivated with years of business experience into a total satisfaction guarantee.



Find us on Instagram @**wolfhomeproducts** for inspiration on your next project!



Kitchen & Bath



Outdoor Living



Building Products

[wolfhomeproducts.com](https://www.wolfhomeproducts.com) | © 2024 Wolf Home Products. All Rights Reserved.

All photos and colors are representative of product. Please review an actual product sample with your dealer before making your final selection. A contract is formed only after receipt of Wolf's written order confirmation. Information contained within is subject to change without notice. Not all products available in every market.